

Big Nursery - WC 02.06.25 & 09.06.25

Our rhyme of the fortnight is: Ten in a bed

There were ten in a bed and the little one said,
"Roll over, roll over!"
So they all rolled over and one fell out.

There were nine in a bed and the little one said,
"Roll over, roll over!"
So they all rolled over and one fell out.


There were eight in a bed and the little one said,
"Roll over, roll over!"
So they all rolled over and one fell out.

Repeat for 7,6,5,4,3 and 2

There was one in a bed and the little one said,
"I'm lonely!"

What to do at home together:

- Play a "Roll Over" counting game! Use 10 (or 5) small toys or figures and place them on a bed, sofa, or cushion. As you sing the rhyme, have your child count how many are left after each verse and remove one toy each time. It's a fun way to practise counting backwards!
- Create a number line. Write the numbers 0 to 10 on cards or paper and place them in a line. As you sing each verse, turn over or remove a number. Ask your child which number comes next to help develop number sequencing skills.
- Story art time. After singing the rhyme, encourage your child to draw a picture of what happened in the song, the bed, the rolling over, or how the last one might feel being alone.
- Watch the video below and sign the rhyme together
[Ten In The Bed | Counting Song for Kids | Super Simple Songs](#)



Little Nursery - WC 02.06.25 & 09.06.25

Our rhyme of the fortnight is: Humpty Dumpty

Humpty Dumpty sat on a wall,
Humpty Dumpty had a great fall.
All the king's horses and all the king's men
Couldn't put Humpty together again.


Humpty Dumpty sat on a wall,
Humpty Dumpty had a great fall.
All the king's horses and all the king's men
Couldn't put Humpty together again.

They tried to push him up
They tried to pull him up
They tried to patch him up
Couldn't put him back together again.


They tried to push him up
They tried to pull him up
They tried to patch him up
Couldn't put him back together again.

What to do at home together:

- Act out the rhyme with toys! Use a toy egg (or draw one) and build a small "wall" from blocks or cushions. As you sing the rhyme, let Humpty fall, and then try to "put him back together" using tape or Velcro pieces - great for fine motor skills and storytelling.
- Counting & sorting game. Use "king's men" figures or toys (or draw them) and practice counting how many try to help Humpty. You can sort them by size, colour, or type as a fun early maths activity.
- Watch the video below and sing the rhyme together
[Humpty Dumpty | Nursery Rhymes | Super Simple Songs](#)



Our book of the fortnight is: *Peace at Last* by Jill Murphy



This text gives children the chance to build listening skills, develop empathy and explore the theme of perseverance.


Children will explore the sounds they can make with their voices as they recreate the different sounds throughout the story.

It also links to learning about day and night, and familiar routines.

How to get the most out of reading to young children:

- Cuddle up and read together. Children love feeling close and involved. Let them hold the book and turn the pages.
- Look closely at the pictures. What clues do they give us about the story? Can your child guess what's happening before you read the words?
- Talk about the story. What do they think will happen next? How might Mr Bear be feeling in each place? Can they describe the different noises?
- Have fun with it! Try using sound effects or silly voices—your child will love joining in with the noisy parts!

Our book of the fortnight is: *Walking Through The Jungle* by Debbie Harter



This story supports children to develop listening and prediction skills through repeated phrases and sound words.

The lovely illustrations and rhythmic text lead children through different settings and soundscapes, helping them explore environmental sounds, daily routines, and home life.

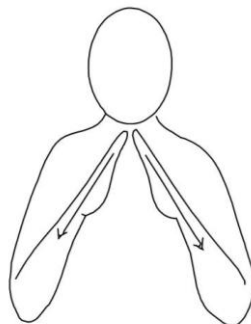
How to get the most out of reading to young children:

- Use sound effects! This book is full of fun noises—encourage your child to join in with the sounds Mr Bear hears.
- Talk about bedtime. What do they do before bed? Have they ever had trouble sleeping like Mr Bear?
- Encourage joining in. Repeated phrase, "I can't stand this!" is a great one for children to say with you.
- Let them lead the story. Pause and ask: What do you think Mr Bear will try next? Where would you go for peace and quiet?

Our Makaton signs of the fortnight are:




Summer



House/Home

(Always remember to say the word as you sign)

Our Concept Cat signs of the fortnight are:



Day



Loud

Our Right of the fortnight is:



With Eid al-Adha being celebrated around the world this week, we will be delving deeper into this celebration by learning how people celebrate this special occasion. This will culminate in our very own Eid al-Adha celebration within nursery where children will experience a range of traditional activities alongside music and dancing!

Article 30

You have the right to practice your own culture, language and religion - or any you choose. Minority and indigenous groups need special protection of this right..



Lots more early years health information, activities and recipes can be found on the Startwell website:

<https://startwellbirmingham.co.uk/>

We continue to embed our daily programme of moving more and sitting less, getting our belly buttons on the move to keep healthy. We will particularly be getting our belly buttons on the move during our Eid dancing celebrations!